



MONTHLY MEMBERSHIP PROGRESS REPORT

District 5 SE

Results as of: 12/31/2017

GMT: MICHAEL MOLENDIA

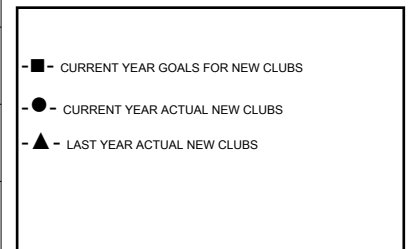
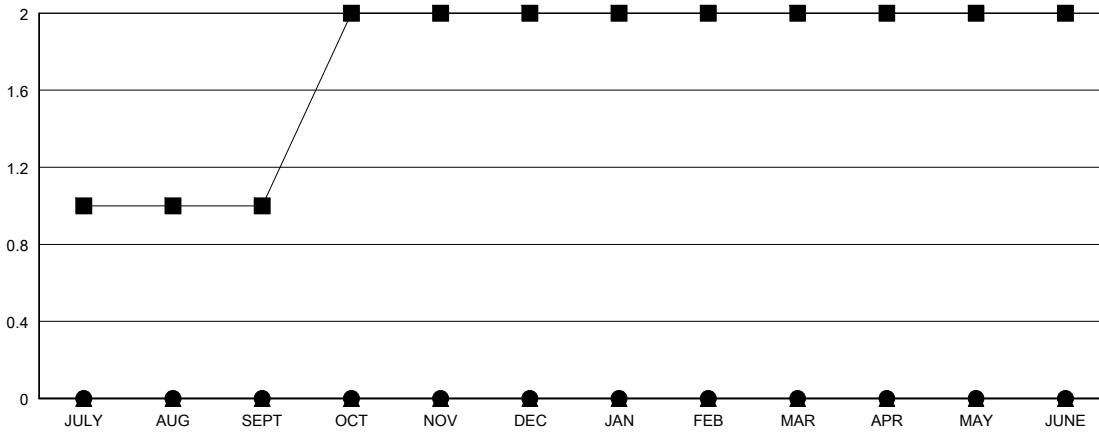
LOCATION SOUTH DAKOTA

GMT CA

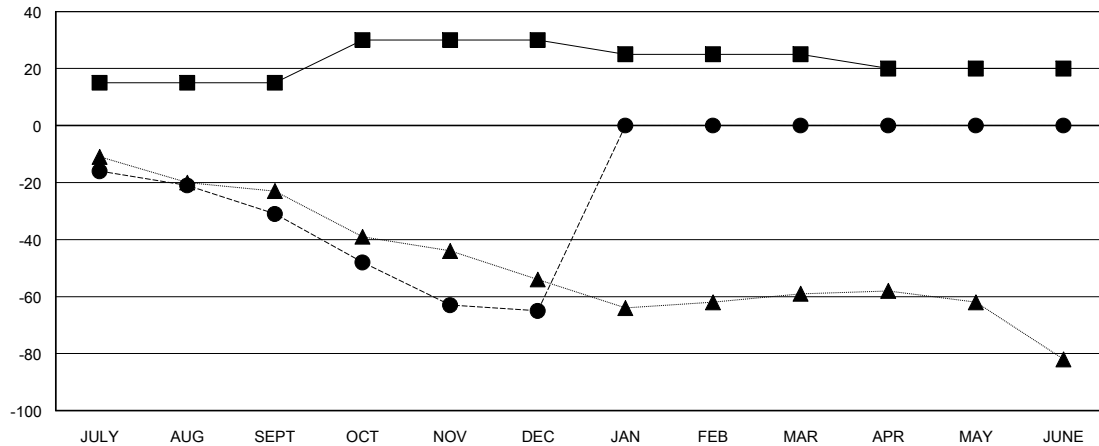
| Clubs | | | |
|-----------------------|---------------|-----------|---------------|
| RESULTS FOR 2017-2018 | | | |
| QUARTER | NEW CLUB GOAL | NEW CLUBS | DROPPED CLUBS |
| JULY/AUG/SEPT | 1 | 0 | 1 |
| OCT/NOV/DEC | 1 | 0 | 1 |
| JAN/FEB/MAR | 0 | 0 | 0 |
| APR/MAY/JUNE | 0 | 0 | 0 |

| Members | | | |
|-----------------------|------------------------|----------------------|--|
| RESULTS FOR 2017-2018 | | | |
| QUARTER | MEMBER GROWTH NET GOAL | MEMBER GROWTH ACTUAL | DROPPED MEMBERS ACTUAL (including transfers) |
| JULY/AUG/SEPT | 15 | 14 | 44 |
| OCT/NOV/DEC | 15 | 33 | 62 |
| JAN/FEB/MAR | -5 | 0 | 0 |
| APR/MAY/JUNE | -5 | 0 | 0 |

GOALS AND ACTUAL NEW CLUBS CUMULATIVE



GOALS AND ACTUAL MEMBERS CUMULATIVE



| |
|------------------|
| DROPPED CLUBS: 2 |
|------------------|

| |
|--|
| 20 CLUBS OF 48 ADDED 1 OR MORE NEW MEMBERS |
|--|

| GENDER DISTRIBUTION | |
|--|--------------|
| MALE | 895 (71.43%) |
| FEMALE | 358 (28.57%) |
| Women Percentage Fiscal Year Goal: 29% | |

| DROPPED MEMBERS | |
|-----------------|------------|
| DECEASED | 12 |
| CLUB CANCELLED | 0 |
| OTHER | 94 |
| TOTAL | 106 |

[CLICK HERE FOR CUMULATIVE MEMBERSHIP DATA](#)

| | |
|---------------------------------|-----|
| TOTAL FAMILY UNIT MEMBERS | 189 |
| FAMILY MEMBERS PAYING HALF DUES | 95 |